

Professional Development for Staff



For teachers and administrators alike, opportunities for continued learning are the key to our ability to continually strengthen our early childhood laboratory school program. Here is a sampling of the diverse professional development experiences we have had since the beginning of the year.

Before the school year began, we had a **theatre arts workshop** with Holly Thuma, a former Children's School parent, actress, and instructor in Pitt's Theatre program, to prepare us for our theatre artists in residence, Christine Sealy and Zane Leydig. We also toured the **Children's Institute** to learn about their services for children with developmental challenges, and we met with Carnegie Mellon's fire safety instructor, Bob Anderegg, to review safety procedures and to practice **using fire extinguishers** correctly to put out a small fire.



In recent weeks, we have had **research presentations** and discussions with Dr. Anna Fisher and Dr. Dan Hufnagle, both of which challenged our thinking about the complex processing that children need to do in order to selectively attend to important lessons in our busy environment and to distinguish between similar sounds in order to comprehend language. Last Friday, we had our annual **Pediatric First Aid and CPR** course with a new instructor, Josh Gelman. During the week before Thanksgiving, Dr. Carver and Miss Furman will travel to the National Association for the Education of Young Children (NAEYC) **annual conference** in Washington, D.C.

We also strive to **contribute to our professional community** by providing growth opportunities for other educators. In early October, we hosted an event for nearly 40 early childhood educators to explore ways to facilitate stress-reduction, both for ourselves and our children. Through the generosity of many donors, we shared delicious "comfort foods", practiced yoga with Bridgett Javid (Jordana's mom) and her colleagues, played games, sang karaoke, shared humorous stories, listened to soothing music, and even offered chair massages to a few lucky participants. In mid-November, we will host tours & discussions for four teachers from Marshall County, WV, a child development class from North Allegheny School district and a group of high school family studies instructors. Mrs. McGillen recently published one of her ideas for helping the children to experience the splatter painting technique of Jackson Pollock (see enclosed article) in the journal *Teaching Young Children*. Congratulations on the national exposure!



Thanks for your support of our professional development with the gift of time and resources so that we can all strive for quality!

Theatre Opportunities for the Family

Peanut Butter and Jam Sessions

Chatham Baroque's wildly popular *Peanut Butter & Jam Sessions* are designed especially for preschool children and their accompanying adults. These interactive and informal programs present musical experiences in a fun and family friendly way.

2009-2010 Jam Sessions

Saturday, November 21: **A Round is a Circle**

Saturday, December 12: **The Adventure of Vi and Lin**

Saturday, January 30: **Delicious Double Stops**

Saturday, February 20: **Open Wide: Discover Your Voice**

Saturday, March 13: **May I have this Dance?**

Saturday, April 10: **Hello Cello**

- 10:00am and 11:30am shows are presented for each Saturday date
- Shows are presented in McClintic Hall of the Calvary Episcopal Church, 315 Shady Avenue, Pittsburgh, PA 15206 for \$5 per child and \$8 per adult. For more information or to buy tickets, please call 412-394-3353 or visit our website at www.chathambaroque.org.



The Pittsburgh Cultural Trust is presenting ... **The Adventures of Harold and the Purple Crayon**
November 8-14 (presented at various locations)

In this magical, musical adaptation of the well-known book series by Crockett Johnson, Harold journeys through the world that he creates with nothing but his big purple crayon and his imagination. Don't miss this inventive production by The Enchantment Theatre Company. Children's Theater events take place at locations throughout the region. Please visit www.pgharts.org to find locations and times. Tickets are \$9.50 when purchased in advance and \$11 at the door.

Carnegie Mellon's 16th Annual Food Drive

Along with the campus community, the Children's School will collect non-perishable items for the Greater Pittsburgh Food Bank from November 2 – November 13. Last year the university community collected 6,227 pounds of food and \$1,456.50 in donations! Let's aim for even more this year!

The Food Bank is a non-profit organization that collects, stores, and distributes food and household products to more than 350 charitable agencies in the region (www.pittsburghfoodbank.org/).

All donations should be non-perishable items. This includes, but is not limited to, the following:

- Foods - Canned fruits & vegetables, soup mixes, cereal, oatmeal, crackers, noodles, spaghetti sauce, dry beans, pancake mix, canned meats, canned soups, condiments, rice, pasta, etc.
- Baby items - baby food, infant formula, diapers
- Toiletry items - toothpaste, toothbrushes (especially child-sized), soap, shampoo
- Paper products - tissues, toilet paper, paper towels, napkins, paper plates
- Other - laundry supplies, cleaning supplies
- Gift certificates for grocery stores

On Wednesday, November 11th, our classes will participate in "Cans Across the Cut" where teams try to make the longest line of donated items, so please send your donations on or before that day!

What's New at the Theatre?

Cultural District Illumination Project ~ Saturday, December 5, 2009 ~
5:30 p.m. at Watercolors Gallery (901A Penn Avenue, Pittsburgh, PA 15222)
Tickets: Free and Open to the Public

The Pittsburgh Cultural Trust and Carnegie Mellon University invite you to participate in an illuminating project—a study to brand the Cultural District with light. Please help shape this exciting project that will culminate into a public exhibition for First Night Pittsburgh on December 31.

The Nutcracker ~ Friday, December 11, 2009 ~ Sunday, December 27,
2009, presented by Pittsburgh Ballet Theatre at the Benedum Center

The adventures of Marie and her Nutcracker Prince bring the wonder of the season to children of all ages. Set in turn-of-the-century Pittsburgh, Terrence S. Orr's grand-scale production features scenes of old-time Pittsburgh, including Kaufmann's clock, a Heinz delivery truck and a beautiful view of Mt. Washington during the famous first act snow scene.



Peanut Butter & Jam Session presents The Adventures of Vi and Lin
Saturday, December 12, 2009 ~ 10:00am and 11:30am at McClintic Hall of
the Calvary Episcopal Church, 315 Shady Avenue, Pittsburgh, PA 15206. Tickets are \$5 per child
and \$8 per adult. (For tickets, call 412-394-3353 or visit the website at www.chathambaroque.org.)

Chatham Baroque's popular **Peanut Butter & Jam Sessions** are designed especially for preschool children and their accompanying adults. These interactive and informal programs present musical experiences in a fun and family friendly way.

Highmark Family Holiday Pop ~ Saturday, December 12, 2009 ~
11:15 a.m. at Heinz Hall (For tickets, call 412.392.4900 or visit www.pittsburghsymphony.org.)

Escape the hustle and the bustle of the holiday rush and start a family tradition. Join the Pittsburgh Symphony Orchestra for a sing along concert with everyone's favorite winter carols!

A Children's Festival of Carols ~ Sunday, December 13, 2009 ~
4 p.m. at East Liberty Presbyterian Church (For tickets, call 412-394-3353.)

The mission of the Children's Festival Chorus of Pittsburgh is to provide superior choral education and performance opportunities for children, a professional-level children's chorus to audiences, and training to current and future music educators.

First Night Pittsburgh 2010 ~ Thursday, December 31, 2009 ~
6 p.m. to midnight at various locations around Pittsburgh

Enjoy the First Night Parade, live music and dancing at Pittsburgh's biggest New Year's Eve Bash! People of all ages will enjoy the spectacular fireworks display that concludes the First Night Festivities. Tickets for adults and children over 5 are \$8, and children under 5 are free. First Night buttons are available starting in December at the Box Office at Theater Square and at participating Giant Eagles. Your First Night button is your ticket to this New Year's Eve celebration.

Director's Corner: Why Theatre?



As you've probably noticed from our newsletters and our daily classroom notes, we've been experimenting more with theatre arts this year and encouraging families to do the same. All of this emphasis is leading up to our **Whole School Theatre Arts Unit** in February, which will culminate in our Family Theatre Arts Festival on Thursday, February 25th from 4:30-6:30pm. We have chosen this theme because people of all ages, cultures, and ability levels can enjoy participating in or watching creative dramatics.

During early childhood, theatre arts experiences can promote development in all six of our domains. Of course, the unit fits best with our emphasis on **Artistic Expression and Appreciation**. The children can experiment with different roles, create and enact stories, learn to use their movements, voice, and props to represent aspects of the setting and story, etc. In addition, theatre arts production can help children develop the following aspects of our other categories of objectives:

Self-Esteem & Independence: self-description & sharing personal stories, pride in accomplishments, expressing & reacting to emotions, self-care skills, etc.

Interaction & Cooperation: taking turns, following directions, understanding others' perspectives, being a leader and a follower, negotiating conflicts, respecting differences, etc.

Communication: listening skills, speaking to a group, reading signs & symbols, using pictures and print to convey a message, using body language to help communication, etc.

Discovery & Exploration: visual perception, spatial skills, planning skills, measurement, scientific concepts and process involved in technology, problem solving, etc.

Physical Capabilities: fine motor skills involved in using technology tools, eye-hand coordination, gross motor movement, body awareness and coordination with others, etc.

The Children's School's individualized approach to helping all children progress with respect to goals in all categories will help us tailor the specific theatre arts projects to each one, including those with special needs and English as a second language.

As a NAEYC Accredited Early Childhood Program, we commit to providing young children with diverse topic area learning and vocabulary development opportunities (2.D.04). While a **Theatre Arts** exploration most naturally fits within NAEYC's "Appreciation of the Arts" category (2.J.01) and includes "Arts Terminology" (2.J.04), the kindergartner's recent Native American play clearly supported their learning in "Social Studies" and "History" (2.L.11), and the preschoolers' exploration of alternate versions of fairy tales from different regions and cultures fits with both "Social Studies" and "Geography" (2.L.11). Dramas involving plants and animals will of course build "Life Science" concepts (2.G.02a), while scenery and sound effects design could enhance both "Earth Science" and "Physical Science" concepts (2.G.02b and c respectively), as well as "Scientific Terminology" (2.G.08). Preschoolers will be able to apply their understanding of gravity and knowledge of simple machines from the **How Things Work** unit when constructing the actual sets.

So, both in terms of general skill development across all domains and conceptual knowledge in a range of topic areas, **Theatre Arts** has it all. Besides, creative drama is FUN! What a wonderful way to enliven the cold winter months. We hope you'll join the process so that we can all learn together in 2010.

Bringing Theatre Home

Dramatic play in the classroom is a great source of learning for children. We are happy to have our Whole School Theater Arts Unit planned for February so we can bring a little theater into each of our themes. We look forward to sharing our school theater activities with you during our Family Festival on February 25th, but we encourage families to incorporate theater into the home setting as well.

Enacting Books

Have your child choose his or her favorite short and simple book. Help her to list the characters in the book and props or outfits needed to enact the book choice. Making adult clothes and shoes available is a fun twist for the child. Help your child assign characters to mom, dad, siblings, aunts, uncles, or pets. Allow your child to arrange the play how she would like it, and she will become a director of her own play! This same concept can be used for enacting favorite songs.

Fairy Tale Play

In this theatre activity, your children will put a funny spin on a classic fairy tale. A fairy tale play is easy to perform because the audience recognizes the story. This indoor activity can be played for laughs or taken simply as a chance to enact a favorite tale.

Animal Doctor

The word veterinarian is a hard one for some preschoolers. But animal doctor works just fine. Make sure there are available bandages and other first aid items around the house. Grab a stuffed animal and suggest there is something wrong with it, "I think I just heard Brown Bear cry, I hope he's okay. Will you check?" Let your child play with the bandages, gauze and Band-aids to care for Brown Bear and other stuffed animals.

Paper Bag Puppets

Using paper lunch bags (an inexpensive necessity!), draw faces on the bottom of the bag of a dog, a cat, a bear, a lion, etc. and invite your child to do the same. You can glue items like yarn and feathers to make imaginative puppets. Then you and your child can create a puppet show for the rest of the family!



Playing Restaurant

Set up a playroom or family room as a restaurant or pizza parlor. Menus, a notebook, some pretend food and tables with chairs are great additions to a pretend restaurant. Have your children consider characters or roles that would be in a pizza parlor or restaurant and assign them to other members of the family. Take turns acting as a customer, waiter, cook or hostess.

Costume Fashion Shows

Find some old clothes around the house and make costumes out of them. You can then host a fashion show or help your children create a play of their own. Scarves and ties make fun costumes for children, and they are easy to use.

Gingerbread Man Book and Baking

Incorporating some baking with theater can be fun, too. Baking and then decorating gingerbread cookies is a good cold day activity. Children can decorate the gingerbread with different edible cookie decorations. Once the baking is done, take the time to read the story with your family and help them enact it. See if they can catch the gingerbread man!

What's New at the Theatre?

Cirque Dreams: Illuminations ~ January 5-10, 2010 at Heinz Hall

Presented by PNC Broadway Across America

Tickets range from \$21-\$61

For tickets call 412-456-6666 or visit www.PGHARTS.ORG

Audiences of all ages will marvel as city dwellers reinvent familiar objects, balance on wires, leap tall buildings and redefine the risks of flight in a story filled with astounding occurrences. One of a kind artists populate the streets of this magical metropolis and breathe energy into its landscape with urban acrobatics and never before seen phenomenal thrills of disbelief. CIRQUE DREAMS critically acclaimed dazzling costumes come alive to the sounds of jazz, ballroom, pop and more in this original score.



Step Afrika! ~ Sunday, January 17, 2010 ~ 7 p.m. Byham Theater

Presented by Trust Presents ~ Tickets range from \$20.50-\$32.50

For tickets call 412-456-6666 or visit www.PGHARTS.ORG

Step Afrika! is the first professional company devoted to stepping. Like a tap dance without shoes, or a band without instruments, stepping is percussive dance that uses kicks, stomps, claps and chants – all linked to African and modern dance traditions.

Pittsburgh International Children's Theater presents Pigeon Party

~ Sunday January 24-30, 2010 (various show times and locations)

Group and Single Tickets Available: Visit www.pghkids.org for more information.

Cramming all of the excitement of the first three Pigeon books by Caldecott Honor author Mo Willems into one lively party, this performance is full of fun and laughter featuring our favorite feathered friend! Featuring original music and audience participation, YOU get to decide if Pigeon will drive the bus, share his hot dog, and most importantly, if he can stay up past his bed time! Don't miss this opportunity to be a part of Pigeon's adventures in this exciting production by Big Wooden Horse Theatre Company.



Other 2010 Performances

- | | |
|--|-----------------|
| • Henry and Mudge | March 7-14 |
| • Fred Garbo's Inflatable Theater Co. | April 10 and 11 |
| • Pittsburgh International Children's Festival | May 12-16 |

Peanut Butter and Jam Sessions present Delicious Double Stops ~ Saturday, January 30, 2010

~ 10:00am and 11:30am

McClintic Hall of the Calvary Episcopal Church, 315 Shady Avenue, Pittsburgh, PA 15206

For tickets call 412-394 3353 or visit our website at www.chathambaroque.org.

Tickets are \$5 per child and \$8 per adult.

Stayed tuned for more theater experiences!

Children's School Family Newsletter February 2010

Come one, come all ... to the Family Theatre Arts Festival !!

Bring your entire family to the Children's School Family Theatre Arts Festival on Thursday evening, February 25th from 4:30 – 6:30 pm. Come ready to don simple costumes to help enact some of the children's favorite dramas, make puppets for use in a show of your own creation, and in many other ways explore and enjoy the theatre arts! Last week, we launched our Theatre Arts unit by taking all of our classes to visit the Purnell Center Theatre on Carnegie Mellon's Campus for wonderful tours of the stage, props, costume shop, dance studio, etc.



NOTE: There will not be an Extended Afternoon Program on the Family Festival day so that the staff can prepare the school for the festival. If your child is enrolled in the Extended Afternoon Program, we will dismiss your child at 3:15 with the afternoon preschoolers. Thank you!

Enrollment Reminder



Registrations for the Preschool 4's and Kindergarten classes are arriving steadily and the Extended Morning Program is filling quickly, so please submit your re-enrollment materials as soon as possible. It is especially important that families let us know if you are NOT planning to re-enroll so that we can notify families on the waiting list that we have space for their children. Registrations for incoming 3's are just beginning; but we have sent more acceptance packets than we have spaces available, so we expect to have full classes.

February Dates

Monday, February 15th Presidents' Day Holiday (NO SCHOOL)

Thursday, February 18th Deposits DUE for 2010-2011 Children's School Programs

Thursday, February 25th, 4:30-6:30 pm, FAMILY THEATRE ARTS FESTIVAL

(NOTE: There will be no Extended Afternoon Program on that day!)

Friday, February 26th Professional Development Day for Staff (NO SCHOOL for Children)

Director's Corner: Play as a Priority

"Play is often talked about as if it were a relief from serious learning. But for children, play is serious learning. Play is really the work of childhood."

Fred Rogers

Young children's play has many benefits for all aspects of development. At the Children's School, educators support children's play as a significant means to engage them in effective learning in all six of our goal domains.



Self-Esteem & Independence: Play contexts invite children to express their own ideas and understanding while they explore and master new materials. Children thrive when they have a choice of meaningful activities and open-ended options for using a variety of materials. Such choices invite children to take initiative in their own learning and foster intrinsic motivation – the desire to work on a task primarily because it is satisfying.

Interaction & Cooperation: Children play in diverse ways. They engage in "solitary play" apart from others or in "parallel play" near another child who is using the same materials but engrossed in his own activity. Interaction begins with "associative play", which involves some conversation, sharing of materials, and similar actions but no coordination of goals. True "cooperative play" emerges as children begin to develop shared goals, such as a coordinated scenario in the dramatic play area, a joint building endeavor in the block area, or a team game on the playground. The more children play together, the better they understand other children's points of view, demonstrate empathy and caring, and develop conflict resolution skills.

Communication: As children interact during play, they learn to use language in new ways to describe their play, negotiate sharing, plan joint goals, etc. Their vocabulary increases as they learn words for new objects and actions in our changing theme-related centers (e.g., the paleontologist's office in the green room, or train station in the red room, or the tipi in the kindergarten).

Discovery & Exploration: Children's indoor and outdoor play provides many opportunities for developing and testing theories about how things work in the world. Sand, water, light, and block play enhance children's understanding of physical realities of everyday materials. Changing materials in the centers as new themes are introduced provides frequent catalyst for new experiments.

Physical Capabilities: During play, children's whole bodies are engaged in learning, which builds both small and large motor skills naturally. Increasing physical prowess builds self-esteem and enables greater independence in play.

Artistic Expression & Appreciation: Dramatic play, art and writing center explorations, and other music and movement opportunities offer children a variety of media for expressing their ideas and learning to appreciate others'. These experiences build skills in each of the other domains as well, thus expanding children's learning via play.

Parents can support play in many of the same ways that we do at school, by providing space, opportunities, and materials, as well as arranging "play dates" with peers and visiting public play areas where children can interact with groups of different age children. Space where children can play without fear of damaging furniture or injuring themselves, time to choose and become engaged in their own play activities, and simple, interesting materials are key ingredients. Feel free to come observe play at the Children's School and to share your ideas with us.

Children's School Family Newsletter March 2010

Theatre Arts Festival a Huge Hit !!

The weather cooperated with our plans to host our Annual Family Festival on Thursday, February 25th, so our children were able to share their excitement about enacting favorite stories with their friends and families. Everyone had opportunities to play "Kids on Stage", become stage performers in costume or with faces painted, invent finger puppets for original tales, and watch recordings of the children's classroom productions. Jennifer Legler from Ten Thousand Villages helped us create shadow puppets for use telling stories at the shadow screen. Christine Farrell engaged families in an interactive "Little Barnyard Opera" to help us explore the musical side of theatre.



Thanks to all of the children, staff, families, and friends whose enthusiastic preparation and participation made this year's festival a huge hit! We look forward to continuing to explore dramatic expression as we begin our new units of study after Spring Break. The preschoolers will be studying dinosaurs, so perhaps they will create dinosaur dramas. The kindergartners will discover the life and culture of Italy, where neoclassical ways of presenting drama stressed reality and moral lessons, with staging emphasizing perspective architecture and painting.



TEN THOUSAND
VILLAGES®

Update on Enrollment for 2010-2011



At the end of our first round of registrations, we have 18 deposits for the two morning 3's classes and 6 deposits for the afternoon 3's class. We have 31 of our current Preschool 3's friends returning for the three morning 4's classes and 7 for the afternoon 4's class. We have 16 of our current Preschool 4's friends returning for the kindergarten class. The Extended Morning program is full, and we are planning to expand it to include an additional 10 children. The Extended Afternoon program has 4 children enrolled and 2 spaces remaining. This week, we sent acceptance packets to 9 additional applicants for our 3's program, 7 for the 4's program, and 8 for the kindergarten. We are still accepting applications for the 2010-2011 school year, so please encourage those seeking high quality early childhood programs for their children to contact us!

March Dates

Monday, March 8th to Friday, March 12th - SPRING BREAK (No School)

Sunday, March 14th - Daylight Savings Time Ends so set your clocks one hour ahead

Friday, March 26th - Conference Preparation Day for Staff (No School for Children)

Creative Family Theatre Arts Festival !!



Images of Dramatic Expression & Appreciation



What's New at the Theatre?

Pittsburgh International Children's Theater presents Henry and Mudge

Sunday, March 7-14, 2010 ~ 2:00pm and 7:00pm at locations throughout the region. Visit www.pgharts.org for more information.

Tickets: \$9.50 in advance, \$11 at the door

Henry discovers that having a pet takes a lot of responsibility, but all the hard work is worth it because Mudge is his best friend. In this musical based on Cynthia Rylant's award-winning books, Henry and Mudge embark on adventures together and discover that they will always be there for each other.



Peanut Butter and Jam Sessions present May I have this Dance?

Saturday, March 13, 2010 ~ 10:00am and 11:30am McClintic Hall of the Calvary Episcopal Church
315 Shady Avenue, Pittsburgh, PA 15206

For tickets call 412-394 3353 or visit the website at www.chathambaroque.org.

Tickets are \$5 per child and \$8 per adult.

Cohen & Grigsby Trust Presents Golden Dragon Acrobats

Saturday, March 13, 2010 ~ 2:00pm & 8:00pm Byham Theater

Ticket prices vary: Visit www.pgharts.org for more information.

Golden Dragon Acrobats represent the best of a time honored Chinese tradition that began more than two thousand years ago. Direct from Hebei, China, Golden Dragon Acrobats have thrilled audiences all over the world. The troupe's amazing artistry, beautiful costumes and props provide a visual feast for the entire family to enjoy.

Trust Education & Community Engagement presents Kids Day in the Cultural District

Saturday, March 13, 2010 ~ Lobby Activities 12:30-1:30 Byham Theater

Prior to the performance of the Golden Dragon Acrobats, the Byham Theater is a festive carnival for children and families. Kids Day features jugglers, clowns, puppeteers, face painters and airbrush tattoo artists.

PNC Broadway Across America-Pittsburgh Special presents The Wizard of Oz

Tuesday, March 30 – Sunday, April 4, 2010 Heinz Hall

Ticket prices vary from \$21 to \$59. Visit www.pgharts.org for more information.

There's no place like home as the greatest family musical of all time twists its way across the country. The entire family will be captivated as they travel the Yellow Brick Road with Dorothy, Toto, the Cowardly Lion, Tin Man and Scarecrow in this lavish production, featuring breathtaking special effects, dazzling choreography and classic songs. A celebration of the iconic 1939 MGM film, The Wizard of Oz transports you to an art deco Oz, complete with munchkins and flying monkeys. Don't miss the chance to travel "Over the Rainbow" to experience this national treasure on stage.

Upcoming 2010 Performances

- Fred Garbo's Inflatable Theater Co. April 10 and 11
- Pittsburgh International Children's Festival May 12-16

Stayed tuned for more theater experiences!

Actress Meggie Booth, Children's School Alum, on Theater

I always loved performing for people, whether it was singing for my family, or doing a dance number with my cousin or sister. Performing has always been an enjoyable hobby to me. I guess what really got me going was my parents. They realized my love for performing and enrolled me in Pittsburgh Musical Theater (PMT). That is where my acting "career" started. I love acting because when you are really "in the moment" as actors call it, you feel like you are in a different world. An actor has the privilege to travel on different journeys with the characters they play. This sensational feeling is what inspires me to pursue my love for performing.



Like other shows, "A Midsummer Night's Dream" had an audition process. Five girls chosen by the Public Theater came to audition for the part of Titania's fairy. This selection was based on finalists or winners of the Shakespeare Scene and Monologue Contest held at the Public Theater annually.

The Public Theater sent me a paragraph of the Fairy's lines ahead of time to get a feel of what was expected during the audition. Ted Pappas, the director, also informed me that he would like me to have a song ready to sing. The audition was very professional, and nerve racking! Ted Pappas had me act out the scene, and then I sang a little bit of my song. That was it. Then came the hard part - waiting for the results.

I did get the part, and I was thrilled. Rehearsals were great, and always packed with much to learn, and so many talented people to meet. Every day of rehearsal, the play got greater and greater. It was so fun to see the transition from the first day of reading the script to the performances.

During the performances, I had to be attentive and on my toes awaiting my next cue. No one was there to tell me when to enter, or what props to take. Being treated like a professional really builds your responsibility. I also met some amazing people in the cast, and in the crew. Everyone there really worked like an ensemble, even though some people had bigger parts than others.

I am so glad I got to have such a great experience with such a great cast. A fellow actor in "A Midsummer Night's Dream" told me, "Go for it, don't let anyone tell you not to." I will continue to carry on my life with that saying in my head. I have a passion for acting, and I'll keep that passion forever.

[Meggie Booth is now a 7th grader at Pittsburgh Creative and Performing Arts.]



Web Artists

Kindergarten Friends: Minjune K., Rose I., Grayson H., Miyu Y., Jackson H.
4's Friends: Wesley D., Julia G., Max L., Amelia D., Tristan M.
3's Friends: Kasim J., Carter L., Oscar O., Arjun V., Simon M.

History with a Twist

Carnegie Mellon's Spring Carnival begins the evening of Thursday, April 15th and concludes on Saturday, April 17th. The theme this year is "History with a Twist". The Spring Carnival Midway, which includes carnival games and amusement park rides, is located in the Morewood Gardens Parking Lot (on Forbes Avenue between Morewood and S. Craig Street). Sweepstakes, also known as Buggy, is held on Friday and Saturday of Spring Carnival. The racetrack begins in front of Margaret Morrison on Tech Street and continues around Flagstaff Hill. Student organizations race with their buggies, which are small, low, aerodynamic vehicles, powered only by gravity and human pushers. At its fastest, a buggy can reach speeds up to 35 miles per hour. It's a fun event for the whole family. For more information, please visit:

<http://www.cmu.edu/alumni/involved/events/carnival/schedule.html>


There will not be school on Friday, April 16th because of the congestion caused by traffic and the closing of roads surrounding the Children's School during the buggy races in the early morning hours. After 11:00 AM, parents attending parent/teacher conferences will be able to park in our lot.



Join Children's School Families: 2010 Pittsburgh International Children's Festival

Aparna Brown (Delia's mom) is planning a trip for Children's School families to attend the Pittsburgh International Children's Festival. We will be purchasing group tickets to 2 shows (details listed below). The tickets will cost \$6 or \$7 each, depending on how many tickets we end up purchasing. Every person attending, regardless of age, requires a ticket. Friends and family are welcome to join the group; the more the merrier!

If your family would like to attend the shows please send an email to Aparna at aparnabrown@gmail.com by April 4th. Please list your child's name, which shows you want to attend, and how many tickets you would like.



Mapapa Acrobats

Saturday, May 15th, 2010, 10am, All Ages

The Mapapa Acrobats are a super circus show from Africa. Join in the fun as the Mapapa troupe takes acrobatics to exhilarating extremes. Watch them limbo beneath rods of fire, tumble, contort, dance, juggle, chair-balance, and more, all to native African music.

Zany Umbrella Circus

Sunday, May 16th, 2010, 12:30pm, Ages 3+

In *Beppe's Elephant*, an Italian circus artist dreams of the big, the impossible, and the ridiculous. Will Zany Umbrella Circus help realize this dream? Find out as circus arts, masks, puppetry, video, music, and more are combined to tickle your imagination.

Theatre Visits a Smashing Success

A Gateway to the Arts theater performance was one of the attractions at our February 26 Family Theatre Arts Festival. After the rousing success of *The Little Barnyard Opera*, we investigated more professional theater opportunities for our children, using funding from a mini-grant we received for the Theatre Arts Unit from the International Association of Laboratory and University Affiliated Schools (NALS). Using these funds, we were able to arrange two performances in March for all of the children. All three of these performances were a great way to extend and apply the children's learning from our Whole School Theater Unit!

On March 16th, we saw *Little Red Hen!* Guitarist Dan Burgun and singer/actress Rebecca Covert brought the popular folktale, The Little Red Hen, to life while exploring different styles of American music (bluegrass, folk, jazz and blues). The children got to sing-a-long to silly songs and use their bodies to create animal characters, sound effects, and rhythms. Unlike the lazy animals in this popular tale, the children helped the Little Red Hen work in the garden, grind the flour, and bake a cake while learning the importance of helping others. The performers commented on the children's knowledge of theatre terms, like actor and character, their understanding that "things aren't always what they seem" (e.g., the box that appears to require exertion to push may not really be heavy), and their creative suggestions and offers of help to enact the story.



On March 25th, we experienced *ABC Animals on the Move!* Dancer Mary Miller and percussionist Dan Meunier used the alphabet to get children moving like animals. Mary Miller is the founder and artistic director of Mary Miller Dance Company (and wife of Psychology professor Sheldon Cohen). Dan Meunier is a professional percussionist. The performers noted that the children have learned to be a good audience, demonstrated strong memory for the characters and sequence of events, and asked insightful questions about the performance.



What's New at the Theatre?

Pittsburgh International Children's Theater presents Fred Garbo Inflatable Theater Co.

Saturday, April 10-Sunday April 11, 2010 at the Byham Theater

Advanced Tickets: \$9.50 and Tickets at the door \$11

For tickets visit www.pgharts.org.

Fred Garbo's inventive inflatable creations shimmer, balloon, deflate and bounce into a rainbow of colors in this energetic performance. These blow-up shapes move in sync with the music across the stage, and before long, the audience is playing catch with the giant inflatable objects. Fred Garbo's imagination comes to life to mesmerize audiences of all ages.



Pittsburgh Symphony Orchestra presents Musical Celebrations

Around the World

Saturday, April 17, 2010 ~ 11:15 a.m. at Heinz Hall

For tickets call 412.392.4900 or visit www.pittsburghsymphony.org.

What is a celebration without music? Discover how music from around the world is a big part of special occasions. When you listen to Mendelssohn's "Wedding March," you will imagine you are part of a magnificent wedding, and hearing *De Colores* will make you think of the bright colors of nature. Celebrate the songs of other countries and see how music makes any occasion special!

Peanut Butter and Jam Sessions presents Hello Cello

Saturday, April 10, 2010 ~ 10:00am and 11:30am at McClintic Hall of the Calvary Episcopal Church

For tickets call 412-394 3353 or visit our website at www.chathambaroque.org.

Tickets are \$5 per child and \$8 per adult.

Chatham Baroque's wildly popular ***Peanut Butter & Jam Sessions*** are designed especially for preschool children and their accompanying adults. These interactive and informal programs present musical experiences in a fun and family friendly way.

PNC Broadway Across America-Pittsburgh Special presents The Wizard of Oz

Tuesday, March 30 to Sunday, April 4, 2010 at Heinz Hall

Ticket prices vary from \$21-\$59. Visit www.pgharts.org for more information.

There's no place like home as the greatest family musical of all time twists its way across the country. The entire family will be captivated as they travel the Yellow Brick Road with Dorothy, Toto, the Cowardly Lion, Tin Man and Scarecrow in this lavish production, complete with munchkins and flying monkeys. Don't miss the chance to travel "Over the Rainbow" and experience this musical on stage.

Pittsburgh Symphony Orchestra presents Cirque De La Symphonie

Thursday, April 22 to Sunday, April 25, 2010 at Heinz Hall ~ Ticket Prices vary from \$20-\$83.

Circus and Symphony collide with the wildly popular Cirque de la Symphonie! Musical excellence joins the stage with some of the world's most amazing performance artists including acrobats, contortionists, dancers, jugglers, and strongmen, each performing synchronized to music.

Stayed tuned for more theater experiences!

Unit Plan for “Theatre Arts” Theme
(Classroom Portfolio Section 2.A.10)

Presented by the One, the Only – 3’s TEAM!!!!

Carnegie Mellon Children’s School

Estimated Timing: 3 weeks

• Key Conceptual Focus & Vocabulary

Topic Area (choose one or more)

2.G.02a Life Science

2.J.01 Appreciation of the Arts

2.L.11 Social Studies, Geography, History

Vocabulary (choose one or more)

Arts Terminology 2.J.04

General Vocabulary Development Opportunities 2.D.04

Fairy tale

Folk tale

Pretend

Audience

Applause

Prop

Stage

Curtain

Actor

Backstage

Costumes

Bow

Stage Left

Stage Right

Bravo

Orchestra Pit

Theater

Play/Performance

Lights

• Central Resources (linking books to themes 2.E.04, artifacts, etc.)

“The Mitten” with prop box

“Peter and the Wolf” (book and CD)

“The Hat” with props

“The Three Billy Goats Gruff” with headbands and mittens

“Mrs. Wishy Washy” with props and costumes

The Rabbit Play” BY WHOM ETC

Chicken Licken BY WHOM ETC

• Focus Activities (discussion / problem solving opportunities 2.D.06 & 07)

Discussions re theater vocabulary and concepts using photos from theater tour

Chicken Licken – book with play within a play.

Reading and talking about possible productions of;

Peter and the Wolf

The Mitten

3 Billy Goats Gruff

Mrs. Wishy-Washy

Red Card/blue Card improv game

Simon Says

Reading other stories that can be accompanied by flannel board stories

Puppet shows

Reading books on emotion/cards showing happy, sad, angry, etc.

Pancake exercise

• Theme Emphasis in Existing Centers (2.A.08e, 9.A.07b rotation of materials, 2.A.12 play integrated into themes)

Costume/Prop shop in Red Room

3 Billy Goats play set to act out in rooms

Thematic animals (hedgehog, farm animals, goats) in the block area

Fairy tale books in reading center

Bridge with costumes /curtained stage in Blue Room
Flashlights with colored gel paper to create spotlights
Overhead projector with colored syrups to create colored effects.

• Key Projects (2.C.03 for fine motor, 2.A.11a-e for extended projects of different types)

Creating feathered arm bands for costumes.
Making stage scenes and gluing “curtains” over the pictures.
Videotaping play scenes.
Making headbands of duck, cats, goats, etc.
Painting, markering, daubing scenery.
Decorating curtains with puffy paints.
Putting on puppet shows

• Technology Activities (2.H.03 tech to extend, integrate, enrich)

“Peter and the Wolf” CD
Karaoke machine
Video camera

• Theme Emphasis on Playground / in Gym (2.C.04)

Pretend to be kings, queens, etc. in play castle

• Diversity Emphasis (2.L.03)

Comparing sizes of Billy Goats
Talking about different theater jobs – backstage and on stage.

• Adaptations for Special Needs (2.L.06)

None necessary

• Parent Involvement (8.B.01)

Parents always welcome to come in for birthday celebrations or reading
Family festival – act out with your children.

• University / Community Connections (2.L.05, 8.B.01)

Theater Tour

Once you've listed ideas in outline format, check that you've got good balance re: the developmental objectives by listing in the first column the two or three activities that will MOST support the goal listed in each row. Then plan one or two specific observations or other data collection that you could do to enhance your conference reports with detailed anecdotes or examples.

Breadth Check for a Thematic Unit on Theatre Arts

Key Developmental Goals and Assessments (3.F.01, 3.G.14)

Goals Being Fostered	Activities that Highlight each Goal (2.A.10 curric guides broad focus)	Authentic Assessment Opportunities (4.B.05)
Emotional (Self-Esteem & Independence)	<ul style="list-style-type: none"> ➔ Putting on dramatic plays ➔ Putting on puppet shows 	<ul style="list-style-type: none"> ➔ Observing quality of cooperation. ➔ Observe willingness to be part of play.
Social (Interaction & Cooperation)	<ul style="list-style-type: none"> ➔ Being part of audience ➔ 3 Goats and other play props 	<ul style="list-style-type: none"> ➔ Observe turn taking skills. ➔ Observe quality and quantity of interaction.
Language (Communication)	<ul style="list-style-type: none"> ➔ New literature. ➔ Learn new songs. ➔ Learn new rhymes. ➔ Learn and write scripts 	<ul style="list-style-type: none"> ➔ Assessing clarity of speech. ➔ Observe ability to retell story.
Cognitive (Discovery & Exploration)	<ul style="list-style-type: none"> ➔ Comparing sizes of goats, kinds of animals and puppets. ➔ Discussing animal sizes and whether animals wear clothes. ➔ Learning about how the curtains move, 	<ul style="list-style-type: none"> ➔ Observe comments made during comparison. ➔ Observe experimentation with moving curtains, creating props

	backstage scenery, props	
Physical (Physical Capabilities)	<ul style="list-style-type: none"> → Acting requires gross and fine motor abilities (walking, running, pretend eating, etc.) → Cutting at art table. → Gluing and coloring "Stage Scenes" 	→ Observing children's physical capabilities.
Creative (Artistic Expression & Appreciation)	<ul style="list-style-type: none"> → Creating headbands and arm bands to be used as costumes. → Being an audience for actors. → Creating scenery. 	→ Observe children's ability to be an audience.
Other		

From: "Jillian M Mangan" <jmangan@andrew.cmu.edu>
Subject: **3's Daily Note**
Date: February 1, 2010 12:32:21 PM EST
To: charline@andrew.cmu.edu, epochmaking@gmail.com, ctam@andrew.cmu.edu, lpacilio@andrew.cmu.edu, jmangan@andrew.cmu.edu, jbflynn@andrew.cmu.edu, prock@andrew.cmu.edu, rosenblu@andrew.cmu.edu, sc0e@andrew.cmu.edu, jlyu@andrew.cmu.edu, timmysal554@yahoo.com, smithal@andrew.cmu.edu

Monday, February 1st Classroom Happenings

New Unit: Theater

This week some of the new activities that have been set in the Red Room, Blue Room, Purple Room, and the Discovery Area are:

- playing with marble runs in the water table
- glueing together wood pieces and shapes
- drawing on our mirror with special window crayons
- building with different colored translucent blocks at the light table
- using moon sand to build castles and other creations
- getting familiar with how to use some new hand puppets
- creating bird feeders with Cheerios and Fruit Loops

In Circle Time We:

The Blue Room had a visitor, Ubi (their puppet friend). Ubi talked to the friends about theater. We looked at the pictures from our trip to the theater to help us remember our theater vocabulary and our experiences. Then we played a movement game that is similar to "Follow the Leader." The friends will be adding new movements to the sequence each day to create a performance.

The Purple Room discussed our new theater unit. We talked about what an actor does. Then we read a story about how one can "act" happy. The Purple Room also had a wonderful time playing "Pancake Mix," an activity in which a giant makes pancakes that turn into pancake children. The friends imitated the pancake children and sizzled in the pan.

The Red Room read a story, "Ouch," about a hedgehog that kept getting objects stuck on her prickles. As we listened to the story, Mrs. Tomer used her prop hedgehog and other prop materials to make the story come to life. Then, each of the friends had a chance to add materials from the story (apple, pear, etc...) to their very own hedgehog's prickles.

Snack time:

Crackers and oranges were served.

Thanks,
The 3's Team

From: "Pharlan Rock" <prock@andrew.cmu.edu>
Subject: **Three's Daily Note**
Date: February 16, 2010 12:10:34 PM EST
To: charline@andrew.cmu.edu, jmangan@andrew.cmu.edu, jbflynn@andrew.cmu.edu, prock@andrew.cmu.edu, rosenblu@andrew.cmu.edu, sc0e@andrew.cmu.edu, jlyu@andrew.cmu.edu, timmysal554@yahoo.com, smithal@andrew.cmu.edu, epochmaking@gmail.com, lpacilio@andrew.cmu.edu, ctam@andrew.cmu.edu

Tuesday, February 16th: Classroom Happenings

New Unit: Theater

New activities added to the Discovery Area today were:

- water wheel, watering cans, boats and sponges in the water table
- shells, shovels and sand wheel in the sand table
- making duck bills and decorating fish for props
- using costumes and props in the Red Room
- drawing a stage and decorating a fabric curtain, doing karaoke and working with puppets in the Blue Room

In Circle Time we:

This morning all the children had the opportunity to watch the teachers put on a show. While watching the show the children learned they were the audience, the teachers on stage were the actors, the curtain was pulled and the spot light turned on. We had two musical performances. Mrs. Tomer and Ms. Mangan used props and did a lovely rendition of Annie's "Tomorrow." Mrs. Flynn and Mr. Salinetto put on costumes and sang, "Beauty and the Beast." Mrs Rosenblum got it all on film while Ms. Rock held the spot light. At the end of each performance, the teachers took a bow and the children applauded and screamed 'Bravo!'

We ate Cheerios and raisins for snack today.

Today we got a chance to go out and play in the snow. Please be sure to send snow pants and boots because we plan to continue having a blast in our great snow accumulation!

Thanks,

The 3's Team

From: Tim Salinetro <timmysal554@yahoo.com>
Subject: **Our Day at School, Thurs., Feb. 18**
Date: February 18, 2010 4:06:53 PM EST
To: undisclosed recipients ;

Dear PM Blue Room Families,

Today, we...

- ... practiced performing on our Blue Room stage.
- ... decorated scenery for our plays.
- ... played with shark, chef and teacher puppets.
- ... listened to the music from the story "Peter and the Wolf".
- ... sang with our Daily Helper, Sebastian, and he told us it was partly cloudy today.
- ... reviewed theater words like stage, curtain, bow, audience and applause.

In the Red Room, we...

- ... had so much fun dressing up in different hats, capes, dresses and necklaces.
- ... prepared meals for our babies and friends in the dramatic play kitchen.

We enjoyed apples and string cheese with milk and/or water for snack, and of course, we had a great time in the snow on the playground!

Have a great weekend and we'll see everyone back at school on Monday!

Mr. Salinetro and Mrs. Rosenblum

From: "Pharlan Rock" <prock@andrew.cmu.edu>
Subject: **Three's Daily Note**
Date: February 23, 2010 12:13:05 PM EST
To: charline@andrew.cmu.edu, jmangan@andrew.cmu.edu, jbflynn@andrew.cmu.edu, prock@andrew.cmu.edu, rosenblu@andrew.cmu.edu, sc0e@andrew.cmu.edu, jlyu@andrew.cmu.edu, timmysal554@yahoo.com, smithal@andrew.cmu.edu, epochmaking@gmail.com, lpacilio@andrew.cmu.edu, ctam@andrew.cmu.edu

Tuesday, February 23rd: Classroom Happenings

Our new options in the Blue Room, Red Room, Purple Room and Discovery Area today were:

- using the puppet stage to put on shows
- making "Where The Wild Things Are" drums with cardboard tubs, markers and stickers
- using chalk to draw pictures

In Circle Time We:

The Blue Room had Helen, one of the work-study interns, play the music to "Peter and the Wolf" using her flute. We moved to the music, listening for high and low cues to recognize the various animals from the story.

The Purple Room acted out the story of "Pancake Mix". We used many props to make the story come to life. The friends enjoyed becoming many characters such as the giant, pancakes and story tellers.

The Red Room continued to rehearse "Mrs. Wishy Washy". The friends had the opportunity to become Mrs. Wishy Washy, duck, pig, or cow, the characters from the story. We also read "Olivia Leaps."

Each class had the opportunity to use play money and purchase their tickets to the Kindergarten's performance of "The Frog Prince."

Snack time:
Pirates Booty (veggie puffs) and oranges

Reminder: Thursday is the Family Theater Arts Festival. Can't wait to see everybody there!

Thanks,
The 3's Team

Three's Theater Newsletter

February 2010


During the month of February, all of the friends at The Children's School enjoyed learning about the theater. We began by learning some theater terms such as stage, curtain, audience, applause, bow and actor. Our friends also learned some new stories and listened to some well-known ones including "Mrs. Wishy Washy", "Peter and the Wolf" and "The Three Billy Goats Gruff". We had even more fun performing these stories. We recited lines, dressed in costumes, sang songs with the karaoke machine and decorated the curtains and scenery for our performances.



Questions:

1. What do actors do at the end of a show?
2. What kind of animal gets muddy in "Mrs. Wishy Washy"?
3. What are the people called who watch a show?

We began our Theater unit by visiting the Carnegie Mellon University Theater. The Red, Morning Blue, Afternoon Blue and Purple Room Friends walked over to the CMU Theater and had the opportunity to tour the facility. The friends reviewed theater terms by sitting in the audience, standing on the stage and going back stage to look at props. We took the elevator upstairs to visit the costume design studio, and talked to a seamstress about the thought and time that goes into designing costumes. We were very lucky to meet and greet with real actors and dancers, all the while learning that being on stage is not the only part of a theater production.


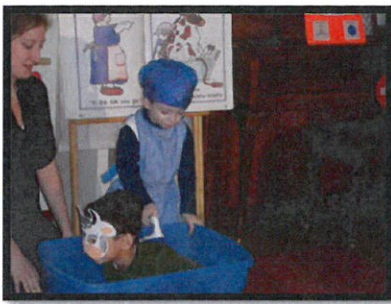


As soon as we got back from our trip to the CMU Theater, the children got to work creating costumes and props for the productions each class planned to perform. Each child contributed their creativity into decorating the curtains, building the stage, and

constructing costumes such as wolf headbands and duck feather armbands. While designing our own costumes and props, the Carnegie Mellon Design Studio worked diligently on their "Garbage Monsters" and invited The Children's School upstairs for a formal viewing!



During this time, the children worked on becoming an audience. There were two great performances from the Three's Team teachers, various productions from each Three's classroom, and a wonderful rendition of "The Frog Prince" by the Kindergarten which sparked the Afternoon Blue Room Friends to work on a critical review. The Morning Blue Room Friends had the opportunity to listen to our work study student, Helen, play her flute and perform the background music to "Peter and the Wolf."



The most special event during our Theater Unit was being able to celebrate the theater activities the friends have experienced with their families at the Family Theater Arts Festival. Thank you to everyone who came to the Family Festival, we hope everyone had a wonderful time!!



The answers to our three questions are: 1-Bow 2-Cow, Pig or Duck 3-Audience

The following pictures are of the three year old children enjoying designing and creating costumes, performing planned productions and watching stage shows!



Unit Plan for Theatre Arts Theme
(Classroom Portfolio Section 2.A.10)

Carnegie Mellon Children's School
Green Room Team
Estimated Timing: February

• Key Conceptual Focus & Vocabulary

Topic Area (choose one or more)

2.J.01 Appreciation of the Arts

Vocabulary (choose one or more)

Arts Terminology 2.J.04

General Vocabulary Development Opportunities 2.D.04

basic topics of study, central concepts to learn, terms to introduce ...

- movement, theater arts, music, acting, costuming, lighting, props, set design, lobby, tickets, box office, main stage, audience, box seats, actor, role, orchestra pit, musicians, fly space, backstage, wings, set, scenery, curtains, spotlight, stage voice, microphone, production, performance

• Central Resources (linking books to themes 2.E.04, artifacts, etc.), book references with key text, objects to enrich the environment, posters ...

- Carnegie Mellon Drama Department
- theater students from the University of Pittsburgh
- Workshop: Integrating the Arts Into the Early Childhood Curriculum, presented by Gateway to the Arts' Western Pennsylvania Wolf Trap Program
- Stages for Learning: Performing Arts Experiences for Young Children by Wolf Trap Education institute for Early Learning Through the Arts
- stories:
 - Goldilocks and the Three Bears (versions of the classic fairy tale);
 - Delicious by Helen Cooper;
 - Pumpkin Soup by Helen Cooper;
 - Where the Wild Things Are by Maurice Sendak.
 - Stagestruck by Tomie DePaola;
 - Angelina. Star of the Show by Katherine Holabird;
 - A Play's the Thing by Alik;
 - I Went Walking by Sue Williams;

The Bunny Play by Loreen Leedy;
Theater by John Malam;
Abiyoyo by Pete Seeger;
Peter and the Wolf (recording and various versions);
Today I Feel Silly by Jamie Lee Curtis;
The Story of My Feelings By Laurie Berkner;
A to Z Do You Ever Feel Like Me? By Bonnie Hausman, Sandi
Fellman

• Focus Activities (discussion / problem solving opportunities 2.D.06 & 07)

circle time ideas and other whole or small group experiences for all ...

- Vocal Exercises (pitch, speed, dynamics, tone, emotion)
- Call and response chants (Che Che Kule)
- Coffee Can Games (for story props, concept introduction)
- Get Off My Body Bird!
- Freeze Game (with music or drum)
- Mirrors (imitate friend)
- Smooth-Sticky
- Charlie Over the Ocean (use with I Went Walking by Sue Williams)
- Beginning, Middle, End of story
- Using faces and bodies to show different emotions
- Matching pictures to different theater terms (director, orchestra, actor, etc.)

• Theme Emphasis in Existing Centers (2.A.08e, 9.A.07b rotation of materials, 2.A.12 play integrated into themes), ideas for enriching each center to support theme learning ...

- take down Dramatic Play Center, build a stage from large wood blocks in Block Center, create a space for the audience to sit and "wings for the actors to costume or wait.
- Use Discovery Area for creating set pieces, scenery and props

• Key Projects (2.C.03 for fine motor, 2.A.11a-e for extended projects of different types)

ideas for extended projects that will involve most or all ...

- create props, set pieces and scenery for Goldilocks and the Three Bears
- create props, set pieces and scenery for Delicious
- create props, set pieces and scenery for Where the Wild Things Are

• Technology Activities (2.H.03 tech to extend, integrate, enrich)

ideas for incorporating computer, listening center, camera ...

- use photo and video equipment to record productions and preparation processes
- use overhead projector as spotlight
- use karaoke machine and/or microphones for singing on stage

• Theme Emphasis on Playground / in Gym (2.C.04)

ideas ...

- bin of dress up clothes

• Diversity Emphasis (2.L.03)

- focus various and diverse characters in stories
- boys and girls can play male and female roles

• Adaptations for Special Needs (2.L.06)

specific adaptations needed for the children you are serving this year, such as providing more or less advanced materials if you have a child who is delayed or gifted, learning specific signs if you have a child who is communicating that way, needing extra movement activities if you have a group with many active children, etc...

- adapt circle time and other activities as needed

• Parent Involvement (8.B.01)

ideas for involving all parents and/or parent with special talents ...

- Family Theater Arts Festival

• University / Community Connections (2.L.05, 8.B.01)

ideas for where to get resources, speakers, field trips ...

- Carnegie Mellon Drama Department

Breadth Check for a Thematic Unit on

Key Developmental Goals and Assessments (3.F.01, 3.G.14)

Goals Being Fostered	Activities that Highlight each Goal (2.A.10 curric guides broad focus)	Authentic Assessment Opportunities (4.B.05)
Emotional (Self-Esteem & Independence)	Learning to be an audience/watching classmates do plays Taking on different roles Building set and scenery	observation
Social (Interaction & Cooperation)	Participation in plays Making up own stories Sharing roles	observation
Language (Communication)	Using voice to express character emotions Remembering words for character part Story discussion	Video observation
Cognitive (Discovery & Exploration)	Following directions for theater games Sequence parts of stories Remembering vocabulary	Observation Video Check list of participants and ability to remember sequence
Physical (Physical Capabilities)	Using body to express emotions Participating in theater games	Individual observation at circle time
Creative (Artistic Expression & Appreciation)	Using the stage for other child-created stories. Making props/set/scenery for use in plays	Photos and video
Other		

From: ees0715@aol.com
Subject: **Today In The Green Room!**
Date: February 4, 2010 2:44:23 PM EST
To: EES0715@aol.com

Today in the Green Room....

* in the kitchen, the children made *delicious, dazzling, diamond donuts in honor Of Mr. D*, we made our own dough, rolled it with a rolling pin, and finally used a diamond shape form to create our snack.

* in the Discovery Area some children chose to paint the 3 paper mache bowls that were created earlier this week for props for our play Goldilocks And The Three Bears.

* some friends designed curtains for our stage set, using scraps of fabric, and drew scenery for the stage.

* acted Goldilocks And The Three Bears.

* we visited the Industrial Design classes exhibit titled, "*Garbage Monsters*." The CMU students from this class used a variety of recycled plastic bottles, caps, cutlery, straws, etc., etc. to create amazing figures, mostly animals. We all marveled at what you can create from recycled materials. When you are in our building you may view the exhibit 2 floors above the Children's School. It is currently displayed in the hallway on the 2nd floor.

From: "Jean D Bird" <jbds@andrew.cmu.edu>
Subject: **Green Room Today**
Date: February 17, 2010 3:16:11 PM EST
To: jbds@andrew.cmu.edu

In the Green Room today we:

- began rehearsing the story, Delicious, on the stage.
- made squirrel tail costumes for the play.
- practiced mixing colors in water and pouring the water using pitchers and cups in the Discovery Area. (The animals in the story, Delicious, make orange soup from red and yellow vegetables and other foods.)
- Ms. Held led some of the group circles. She read the story, The Bunny Play, and played a classifying game with the children to teach them about things that go with ACTORS, AUDIENCE, ORCHESTRA, and DIRECTOR.

We are enjoying playing in the snow on our playground, and sometimes snow gets in our boots! Please be sure that your child has an extra pair of socks in their spare clothes bag to change into in case their socks get wet. Thanks!

Theatre
Arts
2010

Green Room News

Dear Families,

The Theatre Arts Unit was such great fun in the Green Room! It began in January with a tour of the Carnegie Mellon theater space. Our tour guides, all student actors and staff from the Drama Department, skillfully took us through the theater spaces and introduced us to the concepts of acting, costuming, lighting, props and set design. Some of our vocabulary words included lobby, ticket counter, main stage, audience, box seats, actor, role, orchestra pit, musicians, fly space, backstage, wings, set, scenery, curtains, spotlight, stage voice and microphone.

The weeks in February concentrated on the production and performance of three plays in addition to expanding on the concepts introduced on the tour. We moved furniture and built a stage in the Green Room using our large wood blocks, and made space for an audience to sit and watch. We used the overhead projector as a spotlight.



Morning friends visit the CMU stage.



Abbie and Anya practice a cooperative movement game.



Afternoon friends learn to be an audience.

The familiar story of *Goldilocks and the Three Bears* was our first production. The repetitive nature of the story made it simpler for the children to memorize lines and to be cued easily by a narrator. The children created their own scenery (windows), props (three paper mache bowls) and costumes (bear and Goldilocks hats). Many of the children playacted the story multiple times, each time trying different roles and improving on using their bodies and voices to represent the characters and tell the story!



Student helper, Meghan, helps Kaelin make a paper mache bowl for the Three Bears play.



Ryan H., Amelia and Simon play the three bears.

Our second classroom production was based on a new story called *Delicious* by Helen Cooper, in which a group of animals try some different homemade soups. We made paper fish, vegetable prints and recycled a paper mache bowl for the props and set. The children made cat ears, duck bills and squirrel tails as costumes. Ms. Held led groups of children in making the creamy "orange" vegetable soup in the kitchen, and it was "DELICIOUS!" After just a day or two of prompting, the children once again enthusiastically recreated this story over and over.



Charlotte as the cat, Olivia as the duck and Ryan B. as the squirrel in "Delicious!"



Hiro, Chase and Georgie make window curtains for the set of "Delicious!"

Our final production was once again a familiar story: *Where the Wild Things Are* by Maurice Sendak. The set design included a boat and a forest of trees, all constructed by the children. The Wild Things were costumed in paper claws and vests, and carried hand made drums for the "wild rumpus." Many children made crowns such as the one Max wore in the story, and wild thing paper bag puppets. The Green Room friends shared the stage with many others as the Extended Morning friends, younger preschool friends, and siblings at the Family Theatre Arts Festival had the opportunity to participate in multiple "shows."



Ryder plays the role of Max in "Where the Wild Things Are" at the Family Theatre Arts Festival.



Julia places pictures into categories of theater terms.

Many other theater-related experiences contributed to making the unit relevant for the children. Ms. Held led circle times that focused on matching theater terms to related pictures, a study of different emotions and how people show them with their whole bodies, and the parts of a story (beginning, middle, end). We expanded on and practiced the many movement activities that were introduced by Pitt theater students, Christine and Zane, during the first semester.

We visited a wonderful display of "Garbage Monsters" created by Carnegie Mellon Design students, glittered our names on Hollywood Stars to decorate the stage, filmed and watched our performances, and interacted with a colored light display on the Shadow Screen. We attended a fantastic production of *The Frog Prince* by the Kindergarten. Preparation for the event included "making money," purchasing tickets at the Kindergarten Ticket Box Office, and practicing to be a good audience.



Tristan finishes his Hollywood Star as Talia waits her turn.


MANY THANKS to:

- Ms. Kathy, a children's librarian from the Oakland branch of Carnegie Library, who came to school to read books and sing songs with the Green Room friends.
- Max and Ashley's families for celebrating birthdays with us.

A farewell and best wishes to Ms. Held (Katie) as she moves to her next student teaching experience at Minedeo School. We will miss her presence in the Green Room!

We loved seeing everyone at the Family TheaterArts Festival on February 25th!

Estelle Solomon, Violet McGillen, Jean Bird



Simon assists Ms. Held as she teaches about the beginning, middle and end of the story, "Where the Wild Things Are."



Ashley and Danny write the titles of the Green Room plays on welcome banner for the stage set.



Balaji and Kaelin work on decorating Max's boat for "Where the Wild Things Are."



Jane and Ryan H. get some guitar accompaniment from Adam and Max as they sing on the stage at the Family Theater Arts Festival.



Wil builds with the Wedgit Blocks in the Purple Room.



Jong Chan buys a ticket at the "box office" for the Kindergarten play, "The Frog Prince."



Zoe creates a wild thing costume for the play.



Josh and Koda play the Hello Neighbor game.



Juliette pretends on the stage.



Cooper, Jong Chan and Dong Woo practice fishing for a part in the "Delicious!" play.



Hiro and Chelsea use Cray Pas on laminate to make windowpanes for a set.



Wesley and Georgie look at one of the Garbage Monsters made by CMU design students.



Ella plays the role of the duck in the "Delicious!" play.

From: "Jean D Bird" <jbds@andrew.cmu.edu>
Subject: **What We Did In Extended Morning Today**
Date: January 20, 2010 4:18:27 PM EST
To: jbds@andrew.cmu.edu

In Extended Morning today we:

- told the story of Fox's Dream using shadow puppets that we made and the shadow screen.
- created a big tree out of sweet dough, baked it and ate it!
- read the story of Chickin Lickin at lunch time.
- painted a snowy tree scene for the fox in Fox's Dream.

Tomorrow the Extended Morning 3 year old groups tour the theater in the CMU Purnell Center. Be aware that dismissal may run a little late since the schedule is very tight!

From: "Beth Prizner" <prizner@andrew.cmu.edu>
Subject: **Extended Day News**
Date: February 1, 2010 2:43:31 PM EST
To: prizner@andrew.cmu.edu

Today we read the classic story "Chicken Little" by Vivienne Benstead and pictures by Richard Scarry. The following activities were:

children traced stars and put their painted handprints inside like Hollywood Stars

made chicken tail props for the story using crepe paper and feathers

sewed material to make flour bags for props in the story later this week

at lunch Miss McMichael read a hilarious story called "Chicken Chuck" by Bill Martin - you all have to read this one!

Thank you for making our day so much fun with your children.
The Extended Morning Team

From: "Lisa D Furman" <lfurman@andrew.cmu.edu>
Subject: **Extended Evening News**
Date: February 2, 2010 5:28:14 PM EST
To: lfurman@andrew.cmu.edu
Cc: "Sharon Carver" <sc0e@andrew.cmu.edu>, "Beth McMichael" <prizner@andrew.cmu.edu>

Dear Parents,

The groundhog may have seen his shadow signifying 6 more weeks of winter, but we are keeping warm and busy as we gear up for our February theme: Theater!

Today we did the following:

- Cooked delicious chocolate chip granola bars... Be sure to check your child's backpack for some leftovers!
- We read "The Egg" and talked about our Kindergarten's spring project: Hatching baby chicks in an incubator!
- We played Charades! Ask your children how to act out some animals such as a horse, a cat, a rabbit, a chicken, or a bird.
- We read "Mrs. Christie's Farmhouse" while snacking on our homemade snack.
- Free play in the green room with costumes was lots of fun!

Highlights from today:

- Kaelin in a bear costume - very cute!
- Nikou's rendition of "riding a bicycle" during Charades. He laid down on his back and pedaled into the air - creative!
- Balaji shared a family art project with some of us.
- Jong Chang dressed up in a pink skirt.
- Shaila acting out "swinging". She put our arms out to her sides and rocked back and forth.
- Talia helping her friends to think of how to act out "things".

We had a great evening and are looking forward to tomorrow!

The Extended Afternoon Team

From: "Lisa D Furman" <lfurman@andrew.cmu.edu>
Subject: **Extended Evening News**
Date: February 4, 2010 6:16:09 PM EST
To: lfurman@andrew.cmu.edu
Cc: "Sharon Carver" <sc0e@andrew.cmu.edu>, "Beth McMichael" <prizner@andrew.cmu.edu>

Dear Parents,

This evening in Extended Afternoon we did the following:

- We played hide and seek and pet shop while outside in the SUN!
- Chicken noodle soup was on tonight's menu.
- For our book choice of the evening, we read "The Chick and the Duckling"
- As props for our performance, we made tissue paper flowers.
- We dressed in costume and performed the Extended Afternoon version of "Chicken Little"!

In other news, our cell phone is up and running again, so feel free to contact us by phone at 412-260-2414.

Have a wonderful weekend!


The Extended Afternoon Team

Extended Morning Newsletter



Extended Morning Friends in the Limelight!

This month in Extended Morning, we read three playful books that offered many ideas for lessons in the kitchen, discovery room and on stage. Don't be surprised if your child is dancing or acting more these days. Read further to discover why.



A dancing mouse

Our theatre unit began by reading Angelina Ballerina by Katharine Holabird. Angelina, a tiny mouse, dances her way through the day, at home, school and everywhere in between,

getting herself into quite a bit of trouble. When her parents finally enroll Angelina in a dance class, she applies her dancing energies appropriately and is able to focus on schoolwork and chores at home.

After reading Angelina Ballerina our friends participated in the following activities: dancing on stage, creating tap shoes, making tutus, listening to *The Nutcracker*, and watching our own ballerina, Mrs. Armbruster, dance for our class. She'll be dancing in *Joseph and the Amazing Technicolor Dreamcoat* beginning this weekend at The Byham Theatre.




The sky is falling

From the foot-loose mouse, progressed to Chicken Little. A story about a young chicken who believes the sky is falling and convinces her friends to warn the king.

The children enacted the story with various props they created, including sponge acorns, feather tails and tissue flowers. The children also made their very own Hollywood stars, cooked chicken salad and baked homemade chicken nuggets.

The dancing continues



My Mama Had a Dancing Heart by Libba Moore Gray is a poetic book about a girl who recalls dancing with her mother through the four seasons.

After reading this book, we incorporated many activities into our week. In the kitchen, we made dance shoes out of sweet bread dough, glazed with colored icing. The children wrote poems, made dancing hearts and created "heart people" out of numerous heart shapes. We also played "A Tisket, A Tasket" and charades,

Stegasaurus, Triceratops and T-Rex

Beginning March 15, we'll be reading and learning about dinosaurs. Please bring your child's favorite dinosaur book, song or figurine to share with the friends.

The Extended Morning Team: Ms. McMichael, Mrs. Bird, Ms. Furman and Mrs. Tomer



Future Stars!



Story Related Activities



EXTENDED AFTERNOON NEWS

MARCH 2010

Dear Parents:

We're looking forward to spring; it's just around the corner! With so many exciting things happening, we've really been enjoying our days. Family Festival was filled with lots of great theater experiences. It was wonderful to see everyone!

This past month, we centered our play on our theater theme. Our first book, Chicken Little was fun to enact. This tale is about a young chicken that presumes that the sky is falling. Actually, he has been clunked on the head by an acorn. As star performers, we created our very own Hollywood star handprints, formed our own acorns, and dressed in costume for a videotaped performance. The kitchen was filled with the aroma of yummy things, like chicken nuggets and chicken salad.



Angelina Ballerina is an adorable story of a mouse who loves to find any excuse in daily life to dance. In honor of our dancing mouse, we created "cheese pie", also known as quiche, in the kitchen. We also shook glitter over glue-painted dancing shoes, and practiced leaping over a block wall.



My Mama Had a Dancing Heart was a great book about a daughter who has fond memories of her mother's love for dancing. We created bread dough dance slippers in the kitchen, while in art we made heart people and observed Ms. McMichael using an iron to melt crayons on wax paper hearts.



Unfortunately, our month was cut a little short due to four snow days. We are really looking forward to warm sun and for life to emerge in nature around us. C'mon, spring!

*Miss McMichael and
Miss Furman*

Baked Chicken Nuggets

3 Skinless Chicken Breasts
1 cup bread crumbs
½ cup Parmesan cheese
1 tsp. salt
1 tsp. dried Thyme
1 tbsp. dried Basil
½ cup melted butter

Preheat oven to 400 degrees. Cut chicken into small pieces. Mix the dry ingredients together. Dip chicken into butter then coat with the breadcrumb mixture. Put the nuggets on a greased pan. Bake for 20 minutes.

Serves 6.



On this page, you'll find: Family Festival, our Chicken Little performance, cooking, sledding down "snow mountain", charades, art... Can you guess which pictures depict each activity?

Theater Unit

(Classroom Portfolio Section 2.A.10)

**Carnegie Mellon Children's School
Kindergarten Team**

Estimated Timing: February

• Key Conceptual Focus & Vocabulary

Topic Area (choose one or more)

2.G.02b Earth Science

2.J.01 Appreciation of the Arts

2.L.11 Social Studies, Geography, History

Vocabulary (choose one or more)

Arts Terminology 2.J.04

General Vocabulary Development Opportunities 2.D.04

Act/scenes

Costumes

Set

Stage

Background

Roles

Playbill

Characters

Acting

Lighting

Microphones

Head shots

Tickets

Ticket booth/box office

Props

marquee

Cast

Cast picture

Drama

Play

Rehearsal

advertise

Concepts

Beginning, middle and end of a story
Reading a story vs telling a story

Aspects of putting on a play (choosing the play, assembling the cast, writing the script, rehearsing the lines, acting in front of an audience)

All aspects of the theatre (ticket sales, advertisement, costume design, making the props, setting up the refreshment stand, making and selling the popcorn, pretzels and lemonade)

• Central Resources (linking books to themes 2.E.04, artifacts, etc.)

Amazing Grace

The Frog Prince London, Jonathan

Making Faces Butterworth, Nick

The Three Little Javelinas Lowell, Susan

The Princess and the Pea Huck, Charlotte

The True Story of the Three Little Pigs Scieszka, Jon

Class made Playbill for The Frog Prince play

Class made Advertisement posters for The Frog Prince Play

Individual actor/actress biographies

• Focus Activities (discussion / problem solving opportunities 2.D.06 & 07)

Practicing showing an emotion through our expressions

Picking roles for everyone in the play

Picking costumes for the play

Making tickets, posters and signs for the play

Writing a cast bio

Rehearsing for the play

Writing playbills

Writing group stories with a beginning, middle and end

• Theme Emphasis in Existing Centers (2.A.08e, 9.A.07b rotation of materials, 2.A.12 play integrated into themes)

Dramatic play was made into a set for The Frog Prince

Children decorated the set
Electric keyboard in discovery and exploration center
Costumes in dramatic play center and rainbow rug
Kids on Stage game in game center
Charades after lunch
Puppet theatre on rainbow rug

• Key Projects (2.C.03 for fine motor, 2.A.11a-e for extended projects of different types)

Planning and setting up The Frog Prince play
Illustrating The Frog Prince for a bulletin board
Rehearsing for The Frog Prince
Performance of The Frog Prince for other classes

• Technology Activities (2.H.03 tech to extend, integrate, enrich)

Electric Keyboard for use in discovery and exploration
Digital cameras for use by adults
Children's digital cameras for use by children
Microphones for the play
Computers to show the play on

• Theme Emphasis on Playground / in Gym (2.C.04)

The children expanded the theatre ideas onto the playground by producing their own shows during recess. Some were original creations while others were stories read during circle time.

• Diversity Emphasis (2.L.03)

All children were given the opportunity to participate in the Frog Prince play. The children were able to choose a speaking or nonspeaking part.

• Adaptations for Special Needs (2.L.06)

specific adaptations needed for the children you are serving this year, such as providing more or less advanced materials if you have a child who is delayed or gifted, learning specific signs if you have a child who is

communicating that way, needing extra movement activities if you have a group with many active children, etc...

• Parent Involvement (8.B.01)

Parent came in to sing and perform with students
Lighting artist came into work with shadow screens and lighting with students

• University / Community Connections (2.L.05, 8.B.01)

Field trip to Purnell Center for a tour of theater
Theater Coordinator on campus video taped performance with microphones and video camera

Once you've listed ideas in outline format, check that you've got good balance re: the developmental objectives by listing in the first column the two or three activities that will MOST support the goal listed in each row. Then plan one or two specific observations or other data collection that you could do to enhance your conference reports with detailed anecdotes or examples.

Breadth Check for a Thematic Unit on

Key Developmental Goals and Assessments (3.F.01, 3.G.14)

Goals Being Fostered	Activities that Highlight each Goal (2.A.10 curric guides broad focus)	Authentic Assessment Opportunities (4.B.05)
Emotional (Self-Esteem & Independence)	Performing play for other classes Watching play	Video taping Watching the video Discussing about what they did
Social (Interaction & Cooperation)	Working together as a group to perform and figure out roles Encouraging each other during rehearsal	Appreciating each other's performances
Language (Communication)	Writing their bios Writing a script and memorizing their lines Illustrating the story in correct sequence	Writing samples
Cognitive (Discovery & Exploration)	Use of digital camera and electric keyboard Advertising and selling tickets for the play Setting up the refreshment stand for the correct number of students	Critique their performances and suggesting improvements
Physical (Physical Capabilities)	Fine motor: writing and drawing, dressing in costume Large motor: dancing, creative movement	Observation
Creative (Artistic Expression & Appreciation)	Acting out the story of the frog prince Illustrating the story Designing and creating	Production of the Frog Prince

	the costumes	
Other		

From: Donna Perovich <perovich@andrew.cmu.edu>
Subject: **Today in the kindergarten 2/03**
Date: February 3, 2010 3:02:56 PM EST
To: undisclosed-recipients;;
▶ 2 Attachments, 1.4 MB

Today in kindergarten we
painted lights for the marquee
performed The Frog Prince (photo attached)
listened to Bernstein Bear's Stage Fright read by Eileen (Oscar's nanny)
finished our head shots
critiqued our performance and made a list of improvements
drew a background for the play
finished our inside out designs
built a stage in the block area (photo attached)
played the keyboard
ate apples and pita chips for snack.

Stingrays have gym on Thursday.



From: Donna Perovich <perovich@andrew.cmu.edu>
Subject: Today in kindergarten 2/17
Date: February 17, 2010 3:16:33 PM EST
To: undisclosed-recipients;

Today in kindergarten we
made a stick puppet
wrote our biographies
had a photo shoot
designed and made on our costumes
made tickets
began reading "Tikki Tikki Tavi"
wrote a group story (written below)
drew our character in our journals
ate bread, sun butter and broccoli for snack.


Sting rays have gym Thursday!

Kindergarten Cat Adventure

Once upon time there was an old lady who had 3 cats
They loved milk
Even though they loved milk they loved the woman more
They left the house
Their names were Timmy, Max and Joe
They wandered into woods and someone took them
Someone put them into the garbage
The old woman was worried
But she found them
They left the old lady again and went to the mountains.
They climbed a tree in the mountains
The old lady found them in the mountains
The Cats had another adventure
Cats got into the truck and drove the truck
They drove the truck into a house
Then cats went on another adventure, they went to the junk yard and got hurt.
They went into the trash compactor and got stuck but made it out before it compacted.
They found a dog friend
but the dog friend ran away because he was bored of the cats.
The cats found toys in the junk yard.
After finding toys they were still hungry and since they did love milk and the old woman, they went home to the old lady and had some milk.

KINDERNEWS

Lights! Camera! Action!



Important Notes


- Spring Break dates:
March 8 - 12, 2010
We will see you on
Monday, March 15, 2010
- Our new unit after
Spring Break is Italy!
Please send appropriate
materials about the
theme to school with
your child.

The children were bitten by the acting bug when we visited the Purnell Theatre on campus.

Our Theatre Unit began with a behind the scenes tour of the Purnell Theater across campus. The tour began at the box office in the theater lobby. The children saw playbills and talked with the ticket takers. Several actors and actresses engaged the children with improv acting. Our guides then led us back stage and we entered the stage through the curtains from stage left. We explored the orchestra pit and prop room. We enjoyed trying several props. Our

tour included the costume shop where several designers were working on turning their designs into the current costumes. We were invited to observe a dance and acting class. We watched several actors rehearsing a scene for the upcoming production. What a great tour!

Janise playing with a life sized puppet.



Sam lifting the barbell prop.

THE INSPIRATION

The Purnell Theatre tour inspired the kindergarten class to try some acting on their own. Out came the costume box. Imaginations were sparked and the creation of stories and plays began among the children.



Minjune and Julia acting.

Sam and Neely pretending to get married.

Miyu, Neely, Parisha and Charly in costume.

THE MOTIVATION

One morning by chance, Oscar's nanny Eileen came to read a story to the children. While she was waiting for our circle time to begin, she began reading The Frog Prince to a group of children in the dramatic play area. As she was reading, the children began to act out the story. The children became very excited and wanted to "act" the story out for the preschool friends. We discussed this at circle time and listed everything that we had to do in order to put on a production.



Neely, Grayson and Minjune



Eileen reading the play to the children.

First we picked the characters. We listed all the characters in the story and picked the children's names out of a hat to play the parts. Everyone had a part, although some friends chose not to have a speaking part.

The Frog Prince costume.



We then decided on which costumes to use from our dress up box and made what we did not have available. The children created the designs for the frog and horse costumes. We sewed capes and glittered crowns.



Rose making the horse's costume.



Neely sewing the frog's cape.


BEHIND THE SCENES

After casting the characters and choosing the costumes, the children decided we needed some essential props in order to make the play more realistic. Oscar made a cardboard well at home for us to use. Swords were forged for the knights. Various rings and jewelry boxes were brought in for the proposal scene.

The children drew background scenery on large pieces of paper. They painted styrofoam and added artificial flowers for the scene at the well.



Oscar and the well.



Ryan, Grayson, Neely, Charly and Parisha working on props and scenery.


PUBLICITY

Now that our play was beginning to come together, we needed to publicize our production so that we would have an audience. The children made and hung posters to advertise the event to the preschool children. We put up a bulletin board in the hallway displaying the play's characters and printed the actor's bios.

The children made the tickets to sell and produced a playbill to distribute before the performance. We took a cast photo that each child autographed to give to the preschoolers as a souvenir.

The children then decided that no show was complete without a refreshment stand, so we made signs, popcorn, pretzels and lemonade to sell after the show.

During all this background work, we practiced, practiced, practiced.



The ticket.


Neely drawing signs.



Miyu and Virginia filling popcorn bags.



Janise and Parisha selling tickets.



Practice, practice, practice!

SHOW TIME

After much preparation and practice, it was finally SHOW day!



Bravo to the cast and crew for a riveting performance!